

How to Avoid Violations: Business Recycling 2016



Bureau of Recycling and Sustainability

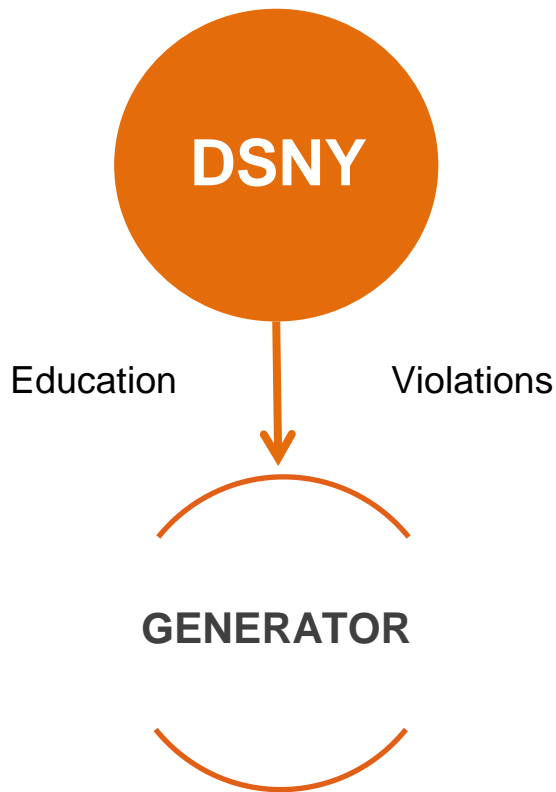
Agenda

- **Introductions**
- **Background:** commercial waste system in NYC
- **Recycling in Businesses:** what businesses must do to avoid violations
- **Organics in Businesses:** arenas, food manufacturers, food wholesalers, and hotel restaurants

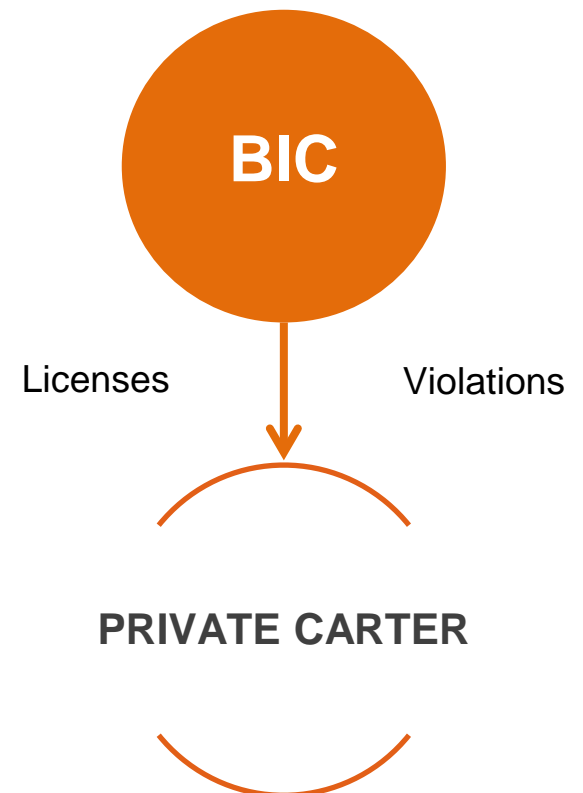
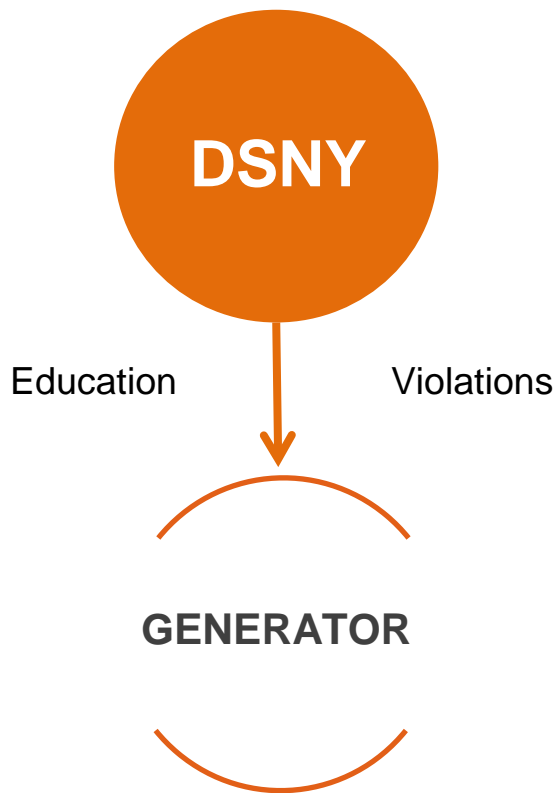
Website:

nyc.gov/zerowastebusinesses

BACKGROUND: NYC Commercial Waste System



BACKGROUND: NYC Commercial Waste System



BACKGROUND: NYC Commercial Waste System



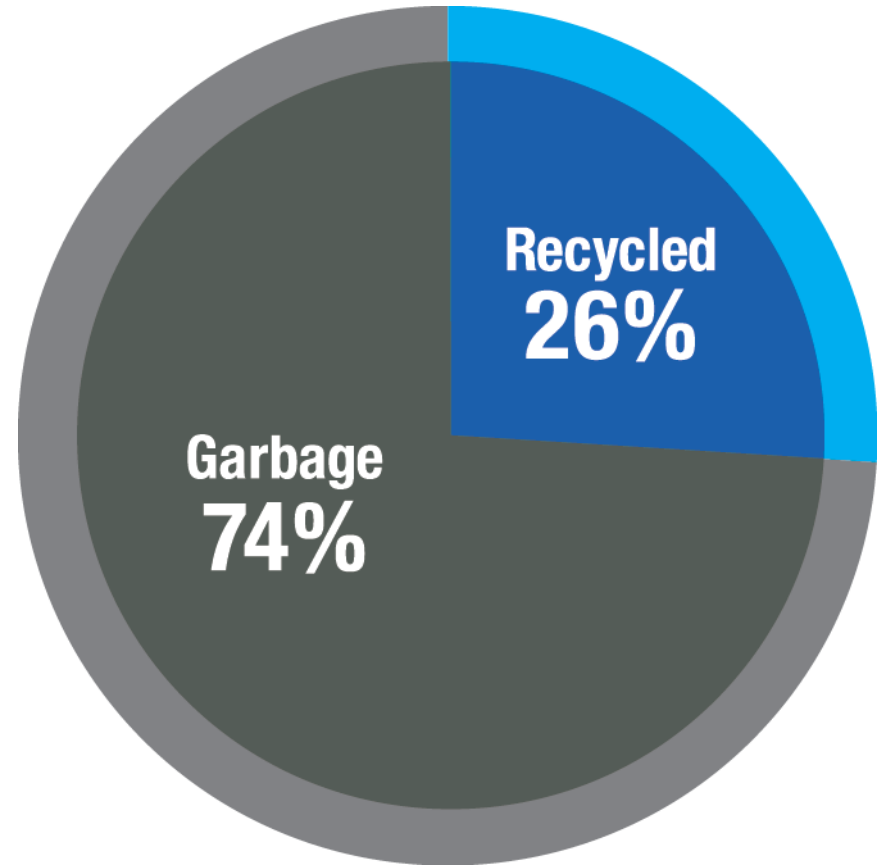
The Current Situation

Everyday, over 250,000
businesses generate
over 7,000 tons of waste



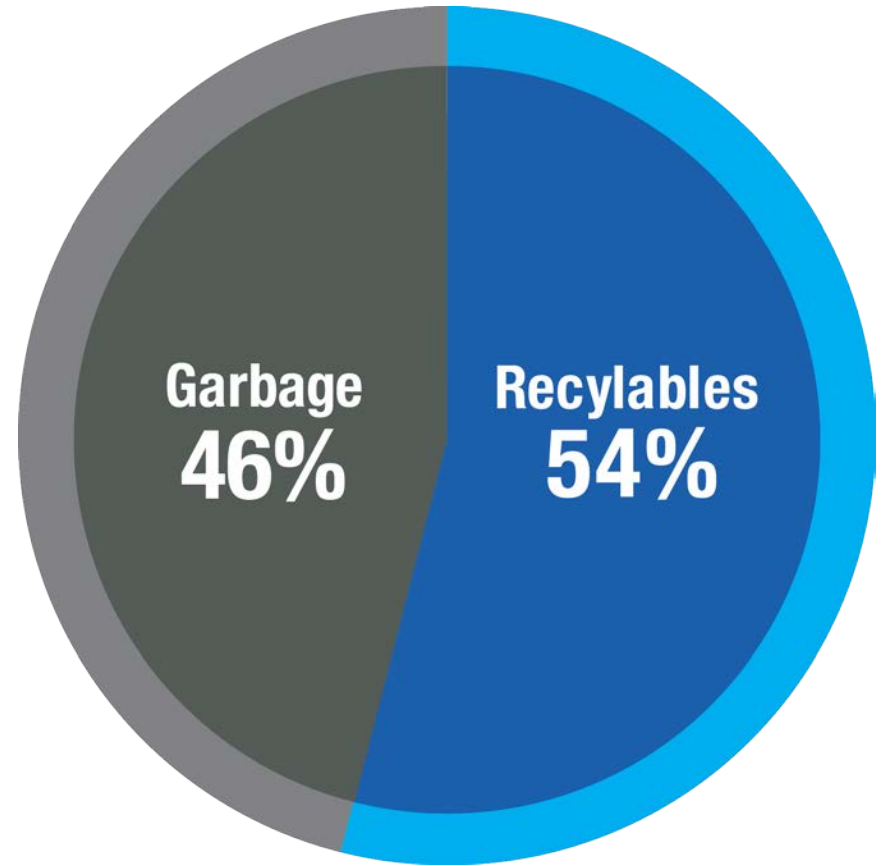
The Current Situation

What is happening today—26% Recycled



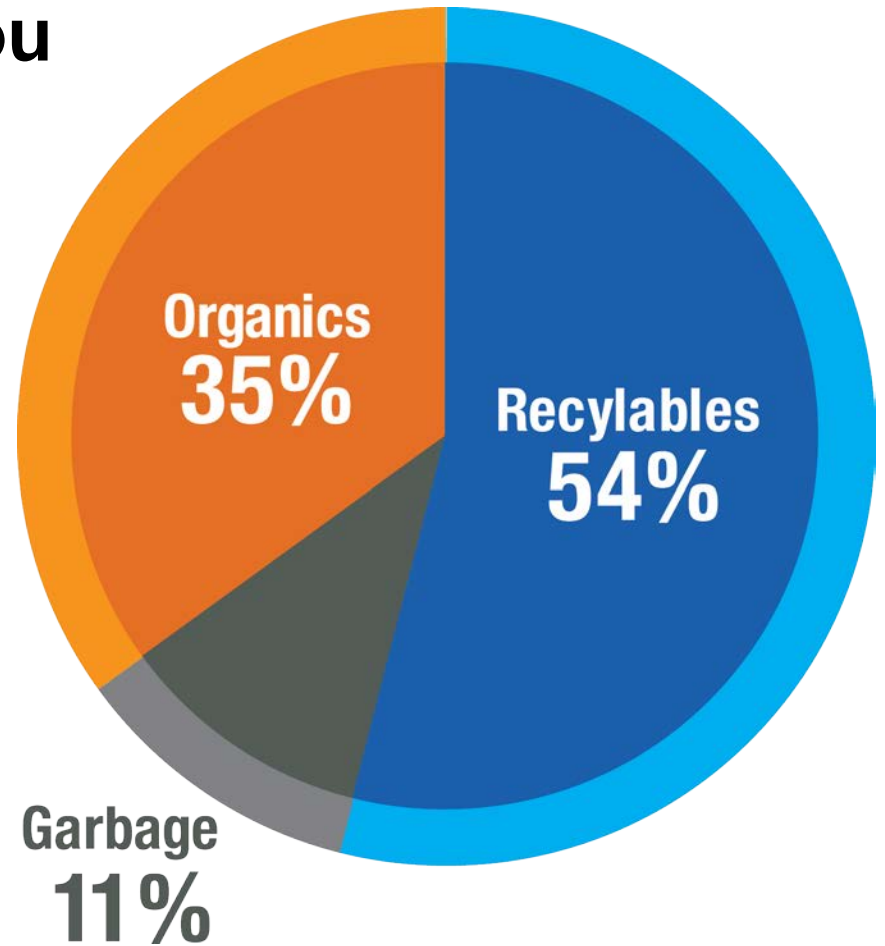
The Potential Situation

What should be happening under the new rules—
54% Recycled



The Potential Situation

What would happen if you
also separate Organics—
89% Recycled



Why Should We Recycle?

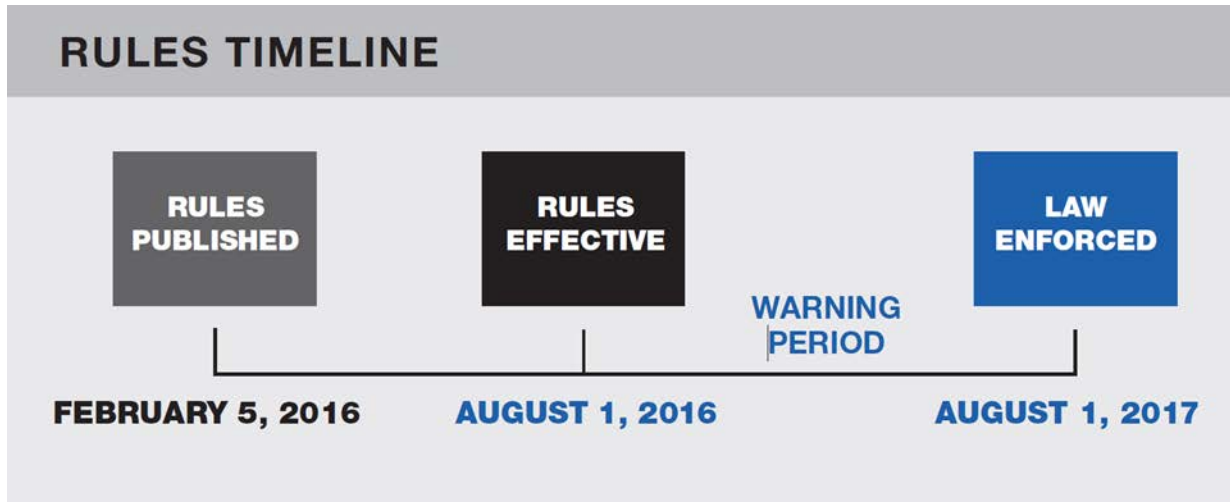
OX30

“...this is the way of the future if we're going to save our earth.”

-Mayor de Blasio

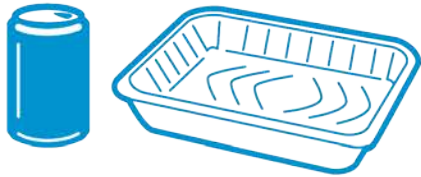
Avoiding Recycling Violations

1. What to recycle
2. Hire a carter
3. Set up your building to maximize recycling
4. Notify your tenants (if applicable)



What To Recycle

Metal, Glass, Plastic, and Beverage Cartons



**Metal Cans,
Aluminum Foil**




**Glass Jars
and Bottles**



Rigid Plastic




**Mixed Metal/
Plastic Objects**



Beverage Cartons

What To Recycle

Paper



Receipts, Mail, Office Paper, Folders




Newspapers, Magazines, Catalogs



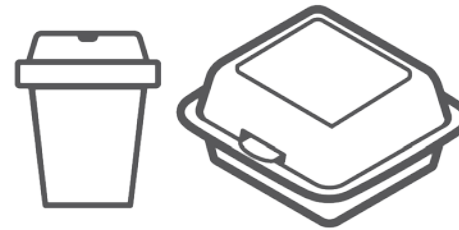
Cardboard

What Is Garbage


Garbage




Plastic Film and Wrap, Plastic Bags*



Foam Products



Soiled or Coated Paper



Food Scraps**



Furniture

*Unless your business is covered by NYS Plastic Bag and Film Wrap law

**Unless your business is covered by Commercial Organics law

What To Recycle / Special Cases



TEXTILES: 10% of your waste during any month



YARD OR PLANT WASTE: 10% of your waste during any month



ORGANICS:

- **Arenas and Stadiums** (15,000 or more seats)
- **Food Manufacturers** (25,000 sq. ft. or more)
- **Food Wholesalers** (20,000 sq. ft. or more)
- **Food Service in Hotels** (150 or more rooms)

Hire a Carter

- Price is based on volume, weight, or a flat rate.
- You have the right to have a waste stream survey performed by the carter. Check the survey's accuracy to ensure you are getting the best rate.
- It is illegal for your carter to collect recyclables in the same truck as garbage, if you suspect this is happening file a complaint by calling 311 or at on.nyc.gov/dsny-complaints.



NOTE: If your business prefers to transport your own recyclables, a registration must be obtained from BIC.

TIP! | Shop around for a carter that fits your needs and material types.

Set Up Options

1. SOURCE-SEPARATED RECYCLING

2. SINGLE-STREAM RECYCLING



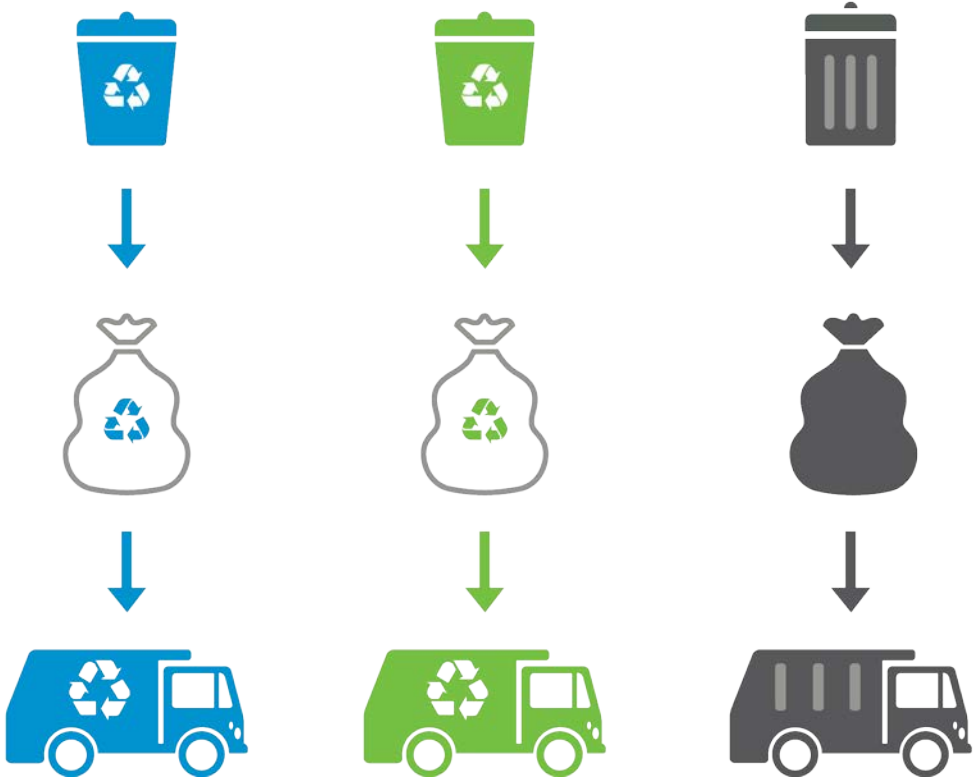
SET UP: Collection Options

SOURCE-SEPARATED RECYCLING

Metal, Glass, Plastic, and Beverage Cartons

Paper

Garbage



SET UP: Collection Options

SOURCE-SEPARATED RECYCLING

CO-COLLECTION:

Authorized private carters are permitted to co-collect source-separated recyclables in the same truck/compartment.

Businesses should be aware of this alternative, but the building set up does not change.



SET UP: Collection Options

SINGLE-STREAM RECYCLING


Businesses must post a sign indicating that single-stream is used and the name of the carter authorized to collect single-stream recycling.



SET UP: Post Carter Sign

SIGN MUST INCLUDE:

- Name, address, license and phone number of carter
- service provided
- days and times the carter makes collections



SOURCE SEPARATION RECYCLING
PURSUANT TO LOCAL LAW 42 OF 1996 AND IN COMPLIANCE WITH THE REGULATIONS
PROMULGATED THEREUNDER, THE FOLLOWING RECYCLABLE MATERIALS GENERATED

Refuse collection for this business is provided by

SET UP: Sample Customer/Staff Area

Source-Separated Recycling



OR

Single-Stream Recycling

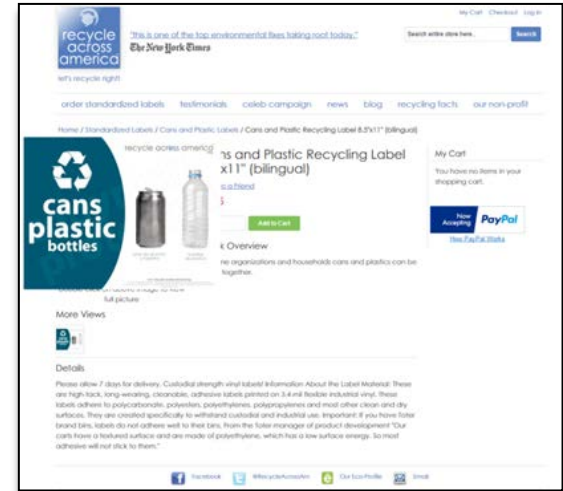


TIP! | Wherever there are garbage containers, there should also be recycling containers.

Educate Customers And Staff



Download samples of signage at
on.nyc.gov/zerowaste-business-resources




Purchase signage at
recycleacrossamerica.org.

TIP! | Color code your recycling program.

Set Up: Storage Area, Source-Separated



OR



MGP Only



Paper Only



Garbage Only



It is illegal to mix
recyclables with garbage in
the same container or
compartment in a truck



Set Up: Storage Area, Single-Stream



OR



All Recyclables



Garbage Only

Notify Tenants

- **Property owners or building management must notify tenants about recycling and waste management policies annually.**
- **This notification must be available upon request by DSNY.**
- **Notification must include**
 1. Information about what materials must be recycled
 2. How to separate such materials

Recycling Rules Review

- Businesses must contract with a licensed private carter (minor exceptions)
- Business must post a sign identifying all carters utilized and what material they collect.
 - For recyclables, the sign must indicate how those recyclables are collected (source-separated, co-collected, or single-stream).
 - Sign must be posted in a place that is visible from the sidewalk.
- All containers must have a label stating what material type the container is being used to collect.
- All recyclable material must be kept separate from garbage at all times.
- Post and maintain signs in public and staff areas describing how recyclables and garbage should be separated.
- Post and maintain signs in maintenance areas or waste storage areas describing how recyclables and garbage should be separated.

**Visit nyc.gov/zerowastebusinesses
for more information**



Bureau of Recycling and Sustainability

How to Avoid Violations: Part II: Organics 2016

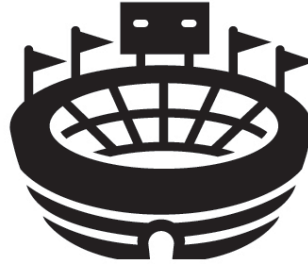


Bureau of Recycling and Sustainability

Commercial Organics

Do you own, operate, manage, or work in one of the following building types?

If the answer is **YES**, then the following section applies to you!



Arenas and Stadiums
15,000 or more seats



Food Manufacturers
25,000 sq. ft. or more



Food Wholesalers
20,000 sq. ft. or more



Food Service in Hotels
150 or more rooms

Avoiding Organics Violations

1. What organics to separate
2. Choose a transportation or processing method
3. Set up your building to maximize separation



What Organics To Separate



Food Scraps

Does not include material sold to farmers or rendering companies, or food that is donated



Plant Trimmings



Food-Soiled Paper



Certified Compostable Products

Must meet processor certification requirements

Choose A Transportation Or Processing Method

Which method or combination of methods is best for your business?



Private Carter



Self-Transport



On-Site Processing

Private Carter



- Hire a private carter to collect the organic waste for the purpose of processing by composting or anaerobic/ aerobic digestion.
- Use setout containers that meet your carter's specifications and have latching lids that are resistant to tampering by rodents or wildlife.
- Set out organic waste in containers with lid securely latched.

Self-transport



- Register with the NYC Business Integrity Commission (BIC) to legally transport organic waste.
- Transport your own organics directly to a processor for composting or anaerobic/ aerobic digestion, or to a transfer station that will ensure that the material remains separate from other waste and will be transferred to a final location for proper processing.
- Keep a copy of the written agreement with the processor or transfer station and make available to DSNY upon request.

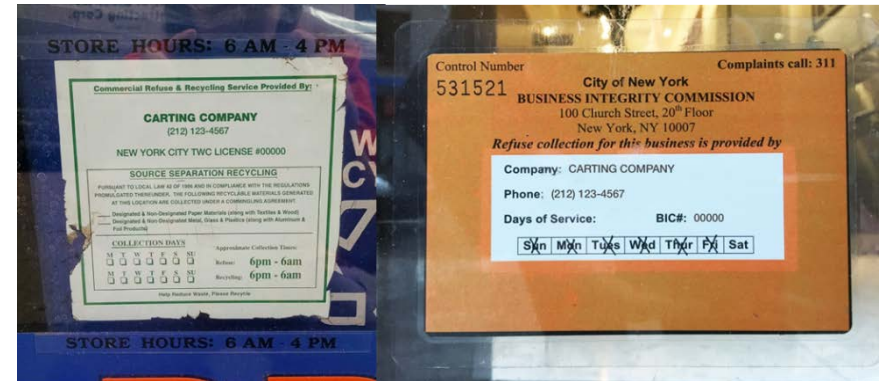
On-site Processing



- Submit the on-site processing form at on.nyc.gov/commercial-organics to DSNY within 30 days of installation.
- Process the material by composting or aerobic/anaerobic digestion. A food waste grinder is not permitted.
- Record weights or volumes and retain for a minimum period of three years to submit them to DSNY upon request.
- Make transportation arrangements for remaining organic waste via one of the other options.

SET UP: Post Transport/Processing Sign

Post a sign next to your other BIC decals indicating your transport/processing arrangement. Must include the following information.



Private Carter

- Name of carter
- Address
- Phone number
- Day and time of pickup



Self-Transport

- Self-transport of organics



On-Site Processing

- On-site processing of organics

SET UP: Containers And Signs For Staff

- Containers must have organics specific labeling.
- Signage must be posted with instructions on separating organics wherever staff handles organics.
- Organics is never mixed with garbage or recyclables.



http://www.nytimes.com/2013/06/20/dining/for-restaurants-composting-is-a-welcome-but-complex-task.html?_r=0



<https://www.bostonglobe.com/magazine/2014/09/25/massachusetts-new-composting-rules-what-they-really-mean/SM9KF0Rw71Gq8KZTx5dL/story.html>

Resources

Resources can be found at on.nyc.gov/zerowaste-business-resources

- Sign up for a training or find out how to host your own
- Watch a video of this presentation (coming late June)

Order Free Materials

English-Chinese-Spanish
Official Mailer




Download Materials

Notices in 11 Languages



Sample Signs



Questions?

Comments and questions can be sent to:

commercialprograms@dsny.nyc.gov